



Round 2 : April 28 - 30 Queensland Raceway

ASBK.COM.AU f t i y

BATTERY WORLD AUSSIE RACING CARS

Date: 29/04/23
Event: R01
Weather: High cloud - Temp.: 24.0C
Track: Dry - Temp: 32.4C

Race 1

Started at: 11:45:19
Laps: 11
Starters: 31
Posted at: 12:13

CLASSIFICATION

Pos	No	Name	Class	Machine	Laps	Race Time	Behind Leader	Behind Prev	Fastest Lap	On Lap	Top Speed
1	16	Joel HEINRICH (SA) / Osborn's Transport	CHMP	Mustang	11	14:58.858			1:20.786	6	188
2	1	Joshua ANDERSON (NSW) / CoolDrive / Perenso Racing	CHMP	Mustang	11	15:03.392	4.534	4.534	1:21.038	5	187
3	41	Kody GARLAND (NSW) / MTA NSW / Valvoline	CHMP	Mustang	11	15:03.489	4.631	.097	1:20.941	5	188
4	57	Brandon MADDEN (QLD) / Riskie Racing / Harvey's Towing Service / ASA Finance / Maddtrim Earthmoving	ROOK	Camaro	11	15:07.065	8.207	3.576	1:21.095	4	188
5	24	Rylan GRAY (QLD) / Rylan Gray Motorsport	ROOK	Camaro	11	15:07.293	8.435	.228	1:21.194	9	188
6	21	Kyle ENSBEY (QLD) / KE Motorsport	CHMP	Mustang	11	15:07.797	8.939	.504	1:21.344	9	188
7	28	Kent QUINN (QLD) / Norganic Proteins Pty Ltd	MAST	Mustang	11	15:11.309	12.451	3.512	1:21.516	6	190
8	47	Lachlan BLOXSOM (NSW) / Team Navy	CHMP	Camaro	11	15:11.868	13.010	.559	1:21.577	11	186
9	117	Lachlan WARD (NSW) / Lachlan Ward Racing	ROOK	Camaro	11	15:12.411	13.553	.543	1:21.764	7	187
10	95	Nathan WILLIAMS (VIC) / NathanWilliamsRacing	ROOK	Mustang	11	15:13.703	14.845	1.292	1:21.844	8	189
11	91	Anthony DIMAURO (SA) / KoanSolutions/Crete&WorksCo	CHMP	Camaro	11	15:17.264	18.406	3.561	1:21.641	5	188
12	14	Matt GOODING (QLD) / PCA / MGR Racing	GC	Camaro	11	15:19.368	20.510	2.104	1:22.391	4	185
13	82	Cody MCKAY (NSW) / Cody Mckay Motorsports	CHMP	Camaro	11	15:19.733	20.875	.365	1:22.327	10	189
14	96	Jeff WATTERS (VIC) / Fight MND	GC	Mustang	11	15:20.116	21.258	.383	1:22.215	11	186
15	23	Scott DORNAN (QLD) / Action Line Marking	GC/RK	Camaro	11	15:21.566	22.708	1.450	1:22.308	10	187
16	52	Charlotte POYNTING (NSW) / Banlaw Fluid Asset Intelligence	WMN	Mustang	11	15:23.273	24.415	1.707	1:22.530	5	187
17	19	Sheridan PHILLIPS (NSW) / Phillips & Co Automotive	CHMP	Camaro	11	15:23.686	24.828	.413	1:22.682	4	187
18	25	Reece CHAPMAN (NSW) / CoolDrive Racing / Motorsport 25	CHMP	Mustang	11	15:27.663	28.805	3.977	1:21.635	4	188
19	17	Denis BUTLER (QLD) / Butler Fabrication / Team Grand Racing	GC	Camaro	11	15:29.463	30.605	1.800	1:22.937	8	189
20	27	Nathan LOCKE (QLD) / Locke Racing Team	ROOK	Euro GT	11	15:30.047	31.189	.584	1:22.946	5	189
21	78	Grant THOMPSON (NSW) / Western Sydney Motorsport	MAST	Mustang	11	15:32.324	33.466	2.277	1:23.273	5	186
22	87	Leslie CORISH (NSW) / Corish Motorsports	GC/RK	Camaro	11	15:40.796	41.938	8.472	1:23.768	9	185
23	4	Brendon TUCKER (QLD) / Variety Motorsport	GC	Camaro	11	15:40.959	42.101	.163	1:23.220	3	186
24	3	Steve JAKIC (QLD) / Black Diamond Building & Construction	ROOK	Euro GT	11	15:44.293	45.435	3.334	1:23.684	2	183
25	7	Andrew LORGELLY (VIC) / Muscle Motor Trimmers	MAST	Euro GT	11	15:45.493	46.635	1.200	1:24.152	10	180
26	33	Antonio BASILE (QLD) / Elev8 Motorsports	RK/MS	Euro GT	11	15:45.841	46.983	.348	1:24.325	5	184
27	88	Michael BARTSCH (SA) / Brockenchack Wines	RK/MS	Camaro	11	15:46.081	47.223	.240	1:23.905	10	188
28	187	Andrew CORISH (NSW) / Corish Motorsports	ROOK	Camaro	11	15:48.473	49.615	2.392	1:23.447	11	187
29	18	Cody BREWCZYNSKI (NSW) / Shell Rimula Topgun Race Team	ROOK	Mustang	11	16:05.655	1:06.797	17.182	1:21.843	3	186
30	48	Keith BENSLEY (QLD) / AsapMarketingPtyLtd	RK/MS	Toyota Aurion	11	16:15.168	1:16.310	9.513	1:26.536	11	177
31	34	Todd O'BRIEN (QLD) / Elev8 Loans / Engedi Capital	GC/RK	Mustang	11	16:23.494	1:24.636	8.326	1:27.223	5	182
DNF	13	James WARD (QLD) / ASAP Marketing Pty Ltd	GC/RK	Mustang	0		10 Laps				

Fastest Lap was 1:20.786 by Joel HEINRICH (SA)

Current race lap record for ARC class - 1:20.229 by Joel HEINRICH (SA) on a Nissan Altima set on 22/07/18

The results are provisional until the end of the time limit for protests and appeals.

Scott Laing
Chief Timekeeper - Scott Laing

Clerk of Course - Ian Mayberry



www.computime.com.au
COMPUTIME RACE TIMING SYSTEMS PTY LTD





Round 2 : April 28 - 30
Queensland Raceway
BATTERY WORLD AUSSIE RACING CARS

Date: 29/04/23
 Event: R01
 Weather: High cloud - Temp.: 24.0C
 Track: Dry - Temp: 32.4C

Race 1

Started at: 11:45:19
 Laps: 11
 Starters: 31
 Posted at: 12:13

LAP TIMES

No	Name	Lap 1	Lap 2	Lap 3	Lap 4	Lap 5	Lap 6	Lap 7	Lap 8	Lap 9	Lap 10	Lap 11
1	Joshua ANDERSON (NSW)	1:26.847	1:21.640	1:21.414	1:21.538	1:21.038	1:21.210	1:21.899	1:21.909	1:22.176	1:21.721	1:22.000
3	Steve JAKIC (QLD)	1:38.963	1:23.684	1:24.796	1:24.385	1:24.398	1:24.581	1:24.443	1:24.316	1:24.720	1:25.304	1:24.703
4	Brendon TUCKER (QLD)	1:34.744	1:33.136	1:23.220	1:23.364	1:23.352	1:23.252	1:23.475	1:23.478	1:23.722	1:24.509	1:24.707
7	Andrew LORGELLY (VIC)	1:35.800	1:25.913	1:25.884	1:25.114	1:24.729	1:24.995	1:24.871	1:24.735	1:24.224	1:24.152	1:25.076
14	Matt GOODING (QLD)	1:31.946	1:23.355	1:22.760	1:22.391	1:22.689	1:22.827	1:23.012	1:22.711	1:22.724	1:22.452	1:22.501
16	Joel HEINRICH (SA)	1:25.846	1:22.304	1:21.505	1:21.279	1:20.870	1:20.786	1:20.840	1:21.041	1:21.353	1:21.285	1:21.749
17	Denis BUTLER (QLD)	1:32.125	1:24.698	1:23.470	1:24.218	1:23.684	1:23.110	1:23.086	1:22.937	1:23.780	1:24.217	1:24.138
18	Cody BREWCZYNSKI (NSW)	1:28.181	1:22.287	1:21.843	1:22.365	1:27.158	1:30.986	1:29.511	1:31.507	1:30.356	1:30.351	1:31.110
19	Sheridan PHILLIPS (NSW)	1:33.133	1:24.099	1:22.728	1:22.682	1:23.014	1:23.320	1:22.867	1:22.861	1:22.708	1:22.814	1:23.460
21	Kyle ENSBEY (QLD)	1:27.303	1:23.388	1:21.872	1:21.839	1:21.904	1:22.486	1:22.894	1:21.806	1:21.344	1:21.383	1:21.578
23	Scott DORNAN (QLD)	1:32.390	1:24.058	1:23.089	1:23.377	1:23.223	1:22.690	1:22.460	1:22.875	1:22.563	1:22.308	1:22.533
24	Rylan GRAY (QLD)	1:29.027	1:22.447	1:21.289	1:22.317	1:22.878	1:21.501	1:22.290	1:21.503	1:21.194	1:21.383	1:21.464
25	Reece CHAPMAN (NSW)	1:28.734	1:23.156	1:22.482	1:21.635	1:23.046	1:37.489	1:22.387	1:22.220	1:22.041	1:22.118	1:22.355
27	Nathan LOCKE (QLD)	1:32.625	1:24.860	1:23.337	1:23.439	1:22.946	1:23.561	1:23.916	1:23.353	1:23.314	1:24.202	1:24.494
28	Kent QUINN (QLD)	1:29.311	1:22.771	1:22.732	1:21.526	1:21.898	1:21.516	1:22.510	1:22.439	1:22.056	1:22.904	1:21.646
33	Antonio BASILE (QLD)	1:35.274	1:24.636	1:24.585	1:24.835	1:24.325	1:24.393	1:25.388	1:25.730	1:25.260	1:25.830	1:25.585
34	Todd O'BRIEN (QLD)	1:40.121	1:28.447	1:28.607	1:27.943	1:27.223	1:27.921	1:28.364	1:29.398	1:28.183	1:28.288	1:28.999
41	Kody GARLAND (NSW)	1:26.571	1:21.396	1:21.487	1:21.748	1:20.941	1:21.108	1:22.189	1:21.862	1:22.656	1:21.567	1:21.964
47	Lachlan BLOXSOM (NSW)	1:27.838	1:23.063	1:22.485	1:22.207	1:21.889	1:21.990	1:22.539	1:22.334	1:22.364	1:23.582	1:21.577
48	Keith BENSLEY (QLD)	1:41.032	1:27.622	1:27.782	1:28.012	1:27.617	1:27.480	1:27.576	1:27.533	1:26.976	1:27.002	1:26.536
52	Charlotte POYNTING (NSW)	1:32.879	1:24.369	1:23.815	1:22.917	1:22.530	1:23.157	1:22.556	1:22.738	1:22.686	1:22.569	1:23.057
57	Brandon MADDEN (QLD)	1:30.035	1:22.180	1:21.830	1:21.095	1:21.513	1:22.395	1:22.301	1:21.254	1:21.345	1:21.494	1:21.623
78	Grant THOMPSON (NSW)	1:34.181	1:23.830	1:24.435	1:23.553	1:23.273	1:23.395	1:23.931	1:23.645	1:23.758	1:24.357	1:23.966
82	Cody McKAY (NSW)	1:31.923	1:23.857	1:22.667	1:22.468	1:22.528	1:22.681	1:23.078	1:22.765	1:22.889	1:22.327	1:22.550
87	Leslie CORISH (NSW)	1:35.018	1:25.377	1:24.209	1:25.776	1:24.342	1:25.319	1:24.187	1:24.324	1:23.768	1:24.106	1:24.370
88	Michael BARTSCH (SA)	1:35.652	1:25.834	1:24.676	1:24.912	1:24.993	1:25.937	1:25.137	1:24.622	1:25.400	1:23.905	1:25.013
91	Anthony DIMAURO (SA)	1:30.515	1:22.277	1:22.421	1:22.031	1:21.641	1:26.099	1:22.473	1:22.468	1:22.774	1:22.330	1:22.235
95	Nathan WILLIAMS (VIC)	1:29.926	1:22.271	1:23.573	1:22.053	1:22.121	1:22.766	1:22.090	1:21.844	1:21.853	1:22.214	1:22.992
96	Jeff WATTERS (VIC)	1:31.102	1:22.596	1:22.580	1:22.502	1:22.681	1:23.344	1:23.056	1:24.344	1:22.973	1:22.723	1:22.215
117	Lachlan WARD (NSW)	1:29.782	1:22.085	1:23.725	1:21.809	1:21.880	1:23.322	1:21.764	1:21.831	1:21.814	1:22.432	1:21.967
187	Andrew CORISH (NSW)	1:35.470	1:25.523	1:24.375	1:24.487	1:24.567	1:23.844	1:34.206	1:24.976	1:23.805	1:23.773	1:23.447

The results are provisional until the end of the time limit for protests and appeals.

Scott Laing
 Chief Timekeeper - Scott Laing

Clerk of Course - Ian Mayberry



www.computime.com.au
COMPUTIME RACE TIMING SYSTEMS PTY LTD





Round 2 : April 28 - 30 Queensland Raceway

ASBK.COM.AU f t i y

BATTERY WORLD AUSSIE RACING CARS

Race 1

Date: 29/04/23
Event: R01
Weather: High cloud - Temp.: 24.0C
Track: Dry - Temp: 32.4C

Started at: 11:45:19
Laps: 11
Starters: 31
Posted at: 12:13

SPLIT TIMES

Lap	Split 1	Split 2	Split 3	Lap Time	Spd	Lap	Split 1	Split 2	Split 3	Lap Time	Spd
1 Joshua ANDERSON (NSW) (2nd)						2	29.375	30.241	26.297	1:25.913	179
1	32.293	29.311	25.243	1:26.847	183	3	28.851	30.455	26.578	1:25.884	178
2	27.695	28.742	25.203	1:21.640	183	4	28.940	29.845	26.329	1:25.114	179
3	27.582	28.652	25.180	1:21.414	184	5	28.848	29.527	26.354	1:24.729	178
4	27.273	28.982	25.283	1:21.538	187	6	28.605	29.870	26.520	1:24.995	179
5	27.144	28.539	25.355	1:21.038	185	7	28.454	29.729	26.688	1:24.871	180
6	27.230	28.428	25.552	1:21.210	184	8	29.020	29.520	26.195	1:24.735	179
7	27.069	29.047	25.783	1:21.899	186	9	28.586	29.469	26.169	1:24.224	177
8	27.689	28.715	25.505	1:21.909	185	10	28.342	29.358	26.452	1:24.152	178
9	27.753	29.018	25.405	1:22.176	181	11	28.768	29.699	26.609	1:25.076	179
10	27.398	28.791	25.532	1:21.721	182	14 Matt GOODING (QLD) (12th)					
11	27.303	29.151	25.546	1:22.000	182	1	35.882	30.028	26.036	1:31.946	185
3 Steve JAKIC (QLD) (24th)						2	28.158	29.408	25.789	1:23.355	183
1	41.906	30.526	26.531	1:38.963	176	3	28.212	28.778	25.770	1:22.760	181
2	28.332	29.263	26.089	1:23.684	181	4	27.898	28.798	25.695	1:22.391	183
3	28.688	29.558	26.550	1:24.796	182	5	27.712	28.903	26.074	1:22.689	184
4	28.759	29.327	26.299	1:24.385	179	6	27.981	28.839	26.007	1:22.827	184
5	28.787	29.211	26.400	1:24.398	180	7	28.287	28.742	25.983	1:23.012	184
6	29.151	29.258	26.172	1:24.581	180	8	27.708	28.975	26.028	1:22.711	184
7	28.251	29.716	26.476	1:24.443	182	9	27.705	29.136	25.883	1:22.724	184
8	28.848	29.314	26.154	1:24.316	181	10	27.761	28.871	25.820	1:22.452	182
9	28.723	29.430	26.567	1:24.720	183	11	27.523	28.848	26.130	1:22.501	182
10	29.460	29.498	26.346	1:25.304	182	16 Joel HEINRICH (SA) (1st)					
11	28.948	29.603	26.152	1:24.703	179	1	31.869	28.544	25.433	1:25.846	183
4 Brendon TUCKER (QLD) (23th)						2	28.084	28.930	25.290	1:22.304	182
1	37.524	30.790	26.430	1:34.744	184	3	27.798	28.447	25.260	1:21.505	186
2	36.474	29.934	26.728	1:33.136	172	4	27.353	28.666	25.260	1:21.279	188
3	28.267	29.144	25.809	1:23.220	179	5	27.276	28.384	25.210	1:20.870	183
4	28.196	29.236	25.932	1:23.364	180	6	27.213	28.369	25.204	1:20.786	183
5	28.276	29.156	25.920	1:23.352	183	7	27.245	28.362	25.233	1:20.840	182
6	28.247	29.280	25.725	1:23.252	185	8	27.299	28.459	25.283	1:21.041	182
7	28.178	29.118	26.179	1:23.475	186	9	27.402	28.564	25.387	1:21.353	183
8	28.125	29.316	26.037	1:23.478	183	10	27.321	28.559	25.405	1:21.285	183
9	28.263	29.422	26.037	1:23.722	182	11	27.395	28.813	25.541	1:21.749	184
10	28.137	30.186	26.186	1:24.509	182	17 Denis BUTLER (QLD) (19th)					
11	28.366	30.020	26.321	1:24.707	181	1	36.220	29.918	25.987	1:32.125	189
7 Andrew LORGELLY (VIC) (25th)						2	28.382	29.741	26.575	1:24.698	187
1	39.329	29.958	26.513	1:35.800	180	3	28.278	29.414	25.778	1:23.470	187

Scott Laing
Chief Timekeeper - Scott Laing

Clerk of Course - Ian Mayberry



www.computime.com.au
COMPUTIME RACE TIMING SYSTEMS PTY LTD





Round 2 : April 28 - 30 Queensland Raceway

ASBK.COM.AU f t i y

BATTERY WORLD AUSSIE RACING CARS

Date: 29/04/23
Event: R01
Weather: High cloud - Temp.: 24.0C
Track: Dry - Temp: 32.4C

Race 1

Started at: 11:45:19
Laps: 11
Starters: 31
Posted at: 12:13

SPLIT TIMES

Lap	Split 1	Split 2	Split 3	Lap Time	Spd	Lap	Split 1	Split 2	Split 3	Lap Time	Spd
4	28.460	29.149	26.609	1:24.218	182	6	27.788	28.994	25.704	1:22.486	182
5	28.615	29.211	25.858	1:23.684	184	7	27.749	29.086	26.059	1:22.894	182
6	28.171	28.991	25.948	1:23.110	184	8	27.853	28.498	25.455	1:21.806	188
7	28.190	29.086	25.810	1:23.086	186	9	27.482	28.516	25.346	1:21.344	185
8	28.177	28.950	25.810	1:22.937	182	10	27.327	28.443	25.613	1:21.383	185
9	28.344	29.424	26.012	1:23.780	182	11	27.357	28.713	25.508	1:21.578	185
10	28.428	29.612	26.177	1:24.217	182						
11	28.868	29.332	25.938	1:24.138	184						
18 Cody BREWCZYNSKI (NSW) (29th)						23 Scott DORNAN (QLD) (15th)					
1	33.696	28.950	25.535	1:28.181	181	1	36.359	29.929	26.102	1:32.390	187
2	27.351	29.345	25.591	1:22.287	186	2	28.439	29.452	26.167	1:24.058	186
3	27.614	28.805	25.424	1:21.843	181	3	28.205	28.961	25.923	1:23.089	179
4	27.517	29.299	25.549	1:22.365	181	4	27.927	29.457	25.993	1:23.377	182
5	27.797	31.261	28.100	1:27.158	181	5	28.040	28.843	26.340	1:23.223	184
6	29.662	31.981	29.343	1:30.986	160	6	27.858	29.011	25.821	1:22.690	185
7	29.903	31.237	28.371	1:29.511	160	7	27.796	28.688	25.976	1:22.460	182
8	30.023	31.939	29.545	1:31.507	159	8	27.801	29.139	25.935	1:22.875	182
9	30.387	31.643	28.326	1:30.356	159	9	27.834	28.787	25.942	1:22.563	180
10	30.003	31.623	28.725	1:30.351	160	10	27.725	28.912	25.671	1:22.308	182
11	30.689	31.733	28.688	1:31.110	158	11	27.805	28.996	25.732	1:22.533	184
19 Sheridan PHILLIPS (NSW) (17th)						24 Rylan GRAY (QLD) (5th)					
1	36.982	30.076	26.075	1:33.133	186	1	34.286	29.286	25.455	1:29.027	186
2	27.935	29.458	26.706	1:24.099	187	2	27.567	28.748	26.132	1:22.447	188
3	28.001	28.895	25.832	1:22.728	187	3	27.280	28.719	25.290	1:21.289	185
4	27.682	29.030	25.970	1:22.682	185	4	27.428	29.227	25.662	1:22.317	182
5	28.053	28.934	26.027	1:23.014	182	5	27.677	29.642	25.559	1:22.878	188
6	28.014	29.115	26.191	1:23.320	181	6	27.158	28.675	25.668	1:21.501	186
7	27.978	28.773	26.116	1:22.867	184	7	27.485	29.030	25.775	1:22.290	184
8	27.902	28.907	26.052	1:22.861	183	8	27.484	28.659	25.360	1:21.503	182
9	27.816	28.890	26.002	1:22.708	184	9	27.233	28.552	25.409	1:21.194	183
10	27.727	28.905	26.182	1:22.814	183	10	27.243	28.708	25.432	1:21.383	183
11	28.327	29.154	25.979	1:23.460	185	11	27.285	28.554	25.625	1:21.464	184
21 Kyle ENSBEY (QLD) (6th)						25 Reece CHAPMAN (NSW) (18th)					
1	32.686	29.092	25.525	1:27.303	188	1	33.867	29.140	25.727	1:28.734	185
2	27.902	29.695	25.791	1:23.388	184	2	27.784	29.007	26.365	1:23.156	186
3	27.534	28.903	25.435	1:21.872	188	3	27.989	28.972	25.521	1:22.482	183
4	27.486	28.835	25.518	1:21.839	185	4	27.472	28.734	25.429	1:21.635	186
5	27.606	28.645	25.653	1:21.904	182	5	27.575	29.140	26.331	1:23.046	185
						6	27.371	29.050	41.068	1:37.489	188
						7	27.965	28.744	25.678	1:22.387	183

Scott Laing
Chief Timekeeper - Scott Laing

Clerk of Course - Ian Mayberry



www.computime.com.au
COMPUTIME RACE TIMING SYSTEMS PTY LTD





Round 2 : April 28 - 30 Queensland Raceway

ASBK.COM.AU f t i y

BATTERY WORLD AUSSIE RACING CARS

Date: 29/04/23
Event: R01
Weather: High cloud - Temp.: 24.0C
Track: Dry - Temp: 32.4C

Race 1

Started at: 11:45:19
Laps: 11
Starters: 31
Posted at: 12:13

SPLIT TIMES

Lap	Split 1	Split 2	Split 3	Lap Time	Spd	Lap	Split 1	Split 2	Split 3	Lap Time	Spd
8	27.740	28.936	25.544	1:22.220	183	10	29.126	29.836	26.868	1:25.830	177
9	27.655	28.837	25.549	1:22.041	185	11	28.740	29.697	27.148	1:25.585	180
10	27.577	28.634	25.907	1:22.118	184						
11	27.970	28.723	25.662	1:22.355	183						
27 Nathan LOCKE (QLD) (20th)						34 Todd O'BRIEN (QLD) (31th)					
1	36.753	29.838	26.034	1:32.625	189	1	41.566	31.359	27.196	1:40.121	177
2	28.311	29.776	26.773	1:24.860	185	2	29.794	30.735	27.918	1:28.447	179
3	28.275	29.389	25.673	1:23.337	187	3	30.035	31.123	27.449	1:28.607	178
4	28.023	29.222	26.194	1:23.439	186	4	30.053	30.709	27.181	1:27.943	180
5	28.065	29.147	25.734	1:22.946	184	5	29.611	30.493	27.119	1:27.223	182
6	28.110	28.932	26.519	1:23.561	184	6	29.677	30.886	27.358	1:27.921	182
7	28.380	29.112	26.424	1:23.916	182	7	29.782	30.774	27.808	1:28.364	178
8	28.462	29.032	25.859	1:23.353	183	8	30.611	30.676	28.111	1:29.398	177
9	28.250	29.009	26.055	1:23.314	183	9	30.088	30.719	27.376	1:28.183	178
10	28.376	29.181	26.645	1:24.202	186	10	29.905	30.519	27.864	1:28.288	178
11	28.755	29.542	26.197	1:24.494	184	11	30.157	31.062	27.780	1:28.999	178
28 Kent QUINN (QLD) (7th)						41 Kody GARLAND (NSW) (3rd)					
1	33.704	29.659	25.948	1:29.311	181	1	32.424	28.797	25.350	1:26.571	188
2	27.527	28.888	26.356	1:22.771	187	2	27.413	28.592	25.391	1:21.396	186
3	28.284	28.795	25.653	1:22.732	187	3	27.562	28.472	25.453	1:21.487	181
4	27.344	28.726	25.456	1:21.526	190	4	27.470	28.938	25.340	1:21.748	183
5	27.241	28.969	25.688	1:21.898	189	5	27.238	28.397	25.306	1:20.941	187
6	27.057	28.828	25.631	1:21.516	190	6	27.250	28.439	25.419	1:21.108	184
7	27.751	29.240	25.519	1:22.510	180	7	27.401	28.970	25.818	1:22.189	186
8	27.555	29.140	25.744	1:22.439	179	8	27.731	28.607	25.524	1:21.862	184
9	27.190	29.060	25.806	1:22.056	181	9	28.174	28.954	25.528	1:22.656	183
10	28.170	29.098	25.636	1:22.904	179	10	27.380	28.652	25.535	1:21.567	186
11	27.322	28.803	25.521	1:21.646	186	11	27.346	29.103	25.515	1:21.964	187
33 Antonio BASILE (QLD) (26th)						47 Lachlan BLOXSOM (NSW) (8th)					
1	38.691	29.912	26.671	1:35.274	184	1	33.628	28.883	25.327	1:27.838	182
2	28.716	29.732	26.188	1:24.636	179	2	27.598	29.764	25.701	1:23.063	186
3	28.420	30.029	26.136	1:24.585	178	3	27.440	29.247	25.798	1:22.485	186
4	28.889	29.692	26.254	1:24.835	177	4	27.094	29.365	25.748	1:22.207	185
5	28.527	29.574	26.224	1:24.325	179	5	27.380	29.007	25.502	1:21.889	186
6	28.546	29.385	26.462	1:24.393	179	6	27.120	29.009	25.861	1:21.990	186
7	28.517	29.754	27.117	1:25.388	180	7	28.035	28.993	25.511	1:22.539	182
8	28.526	30.244	26.960	1:25.730	176	8	27.715	28.916	25.703	1:22.334	186
9	28.702	30.045	26.513	1:25.260	176	9	27.445	29.059	25.860	1:22.364	182
						10	28.310	29.320	25.952	1:23.582	183
						11	27.245	28.765	25.567	1:21.577	184

Scott Laing
Chief Timekeeper - Scott Laing

Clerk of Course - Ian Mayberry





Round 2 : April 28 - 30 Queensland Raceway

ASBK.COM.AU f t i y

BATTERY WORLD AUSSIE RACING CARS

Race 1

Date: 29/04/23
Event: R01
Weather: High cloud - Temp.: 24.0C
Track: Dry - Temp: 32.4C

Started at: 11:45:19
Laps: 11
Starters: 31
Posted at: 12:13

SPLIT TIMES

Lap	Split 1	Split 2	Split 3	Lap Time	Spd	Lap	Split 1	Split 2	Split 3	Lap Time	Spd
48 Keith BENSLEY (QLD) (30th)						2	28.074	29.425	26.331	1:23.830	185
1	43.474	30.433	27.125	1:41.032	168	3	28.536	29.513	26.386	1:24.435	182
2	29.732	30.237	27.653	1:27.622	177	4	28.361	29.237	25.955	1:23.553	182
3	30.062	30.716	27.004	1:27.782	176	5	28.316	29.172	25.785	1:23.273	182
4	30.152	30.514	27.346	1:28.012	174	6	28.157	29.312	25.926	1:23.395	183
5	30.070	29.956	27.591	1:27.617	176	7	28.564	29.278	26.089	1:23.931	180
6	29.753	30.732	26.995	1:27.480	176	8	28.329	29.295	26.021	1:23.645	181
7	29.736	30.149	27.691	1:27.576	176	9	28.447	29.508	25.803	1:23.758	182
8	30.014	30.185	27.334	1:27.533	176	10	29.360	29.088	25.909	1:24.357	181
9	29.638	30.056	27.282	1:26.976	176	11	28.512	29.399	26.055	1:23.966	180
10	29.762	30.002	27.238	1:27.002	176						
11	29.530	30.148	26.858	1:26.536	177	82 Cody McKAY (NSW) (13th)					
						1	35.968	29.736	26.219	1:31.923	189
						2	28.282	29.737	25.838	1:23.857	187
						3	28.051	28.845	25.771	1:22.667	185
						4	27.800	28.860	25.808	1:22.468	187
						5	27.827	28.858	25.843	1:22.528	185
						6	27.831	28.889	25.961	1:22.681	188
						7	28.476	28.715	25.887	1:23.078	187
						8	27.713	29.059	25.993	1:22.765	187
						9	27.993	28.832	26.064	1:22.889	185
						10	27.767	28.713	25.847	1:22.327	186
						11	27.727	28.895	25.928	1:22.550	185
						87 Leslie CORISH (NSW) (22th)					
						1	37.793	29.772	27.453	1:35.018	184
						2	29.311	30.253	25.813	1:25.377	179
						3	27.910	30.419	25.880	1:24.209	184
						4	28.832	30.786	26.158	1:25.776	181
						5	28.365	29.868	26.109	1:24.342	181
						6	28.268	30.547	26.504	1:25.319	182
						7	28.163	29.721	26.303	1:24.187	182
						8	27.788	30.560	25.976	1:24.324	183
						9	27.935	30.078	25.755	1:23.768	185
						10	27.673	29.965	26.468	1:24.106	185
						11	28.305	29.708	26.357	1:24.370	182
						88 Michael BARTSCH (SA) (27th)					
						1	38.358	30.463	26.831	1:35.652	188
						2	29.281	30.272	26.281	1:25.834	179
						3	28.818	29.483	26.375	1:24.676	182
						52 Charlotte POYNTING (NSW) (16th)					
1	36.575	30.234	26.070	1:32.879	187						
2	28.729	29.593	26.047	1:24.369	182						
3	28.262	29.377	26.176	1:23.815	185						
4	28.181	29.045	25.691	1:22.917	183						
5	27.765	28.940	25.825	1:22.530	183						
6	27.978	29.031	26.148	1:23.157	183						
7	27.806	29.017	25.733	1:22.556	183						
8	27.915	28.921	25.902	1:22.738	183						
9	27.743	28.953	25.990	1:22.686	186						
10	27.692	28.960	25.917	1:22.569	185						
11	28.090	29.246	25.721	1:23.057	182						
						57 Brandon MADDEN (QLD) (4th)					
1	34.838	29.268	25.929	1:30.035	186						
2	28.013	28.616	25.551	1:22.180	187						
3	27.882	28.566	25.382	1:21.830	187						
4	27.043	28.530	25.522	1:21.095	188						
5	27.453	28.827	25.233	1:21.513	186						
6	27.402	29.309	25.684	1:22.395	181						
7	27.474	29.298	25.529	1:22.301	178						
8	27.303	28.658	25.293	1:21.254	184						
9	27.329	28.609	25.407	1:21.345	184						
10	27.449	28.601	25.444	1:21.494	184						
11	27.361	28.639	25.623	1:21.623	184						
						78 Grant THOMPSON (NSW) (21th)					
1	37.101	30.439	26.641	1:34.181	186						

Scott Laing
Chief Timekeeper - Scott Laing

Clerk of Course - Ian Mayberry





Round 2 : April 28 - 30 Queensland Raceway

ASBK.COM.AU

BATTERY WORLD AUSSIE RACING CARS

Date: 29/04/23
Event: R01
Weather: High cloud - Temp.: 24.0C
Track: Dry - Temp: 32.4C

Race 1

Started at: 11:45:19
Laps: 11
Starters: 31
Posted at: 12:13

SPLIT TIMES

Lap	Split 1	Split 2	Split 3	Lap Time	Spd	Lap	Split 1	Split 2	Split 3	Lap Time	Spd
4	29.003	29.544	26.365	1:24.912	177	3	27.891	28.924	25.765	1:22.580	185
5	28.596	29.705	26.692	1:24.993	181	4	27.736	28.908	25.858	1:22.502	185
6	29.575	29.949	26.413	1:25.937	180	5	27.826	29.113	25.742	1:22.681	185
7	28.515	29.706	26.916	1:25.137	182	6	27.907	29.203	26.234	1:23.344	183
8	28.746	29.590	26.286	1:24.622	180	7	27.967	29.252	25.837	1:23.056	182
9	29.395	29.698	26.307	1:25.400	174	8	28.243	29.239	26.862	1:24.344	181
10	28.089	29.508	26.308	1:23.905	182	9	28.032	29.019	25.922	1:22.973	186
11	28.535	29.732	26.746	1:25.013	184	10	27.944	28.960	25.819	1:22.723	183
						11	27.677	28.731	25.807	1:22.215	185
91 Anthony DIMAURO (SA) (11th)						117 Lachlan WARD (NSW) (9th)					
1	35.123	29.230	26.162	1:30.515	187	1	34.865	29.136	25.781	1:29.782	187
2	27.822	28.867	25.588	1:22.277	188	2	27.535	28.643	25.907	1:22.085	187
3	27.880	29.012	25.529	1:22.421	185	3	28.924	29.119	25.682	1:23.725	177
4	27.533	28.668	25.830	1:22.031	185	4	27.403	28.696	25.710	1:21.809	187
5	27.160	28.587	25.894	1:21.641	187	5	27.314	28.664	25.902	1:21.880	186
6	27.438	29.247	29.414	1:26.099	186	6	27.409	28.929	26.984	1:23.322	187
7	27.944	28.783	25.746	1:22.473	186	7	27.494	28.558	25.712	1:21.764	182
8	27.692	28.833	25.943	1:22.468	181	8	27.592	28.482	25.757	1:21.831	184
9	27.788	29.108	25.878	1:22.774	181	9	27.548	28.620	25.646	1:21.814	183
10	27.648	28.946	25.736	1:22.330	182	10	27.333	29.014	26.085	1:22.432	186
11	27.526	28.914	25.795	1:22.235	182	11	27.598	28.784	25.585	1:21.967	183
95 Nathan WILLIAMS (VIC) (10th)						187 Andrew CORISH (NSW) (28th)					
1	34.368	29.432	26.126	1:29.926	187	1	37.410	30.623	27.437	1:35.470	187
2	27.548	28.861	25.862	1:22.271	189	2	29.012	30.410	26.101	1:25.523	181
3	28.723	29.206	25.644	1:23.573	184	3	28.666	29.562	26.147	1:24.375	176
4	27.557	28.807	25.689	1:22.053	186	4	28.161	29.988	26.338	1:24.487	180
5	27.115	29.113	25.893	1:22.121	188	5	28.346	29.612	26.609	1:24.567	183
6	27.291	28.887	26.588	1:22.766	186	6	28.304	29.237	26.303	1:23.844	181
7	27.520	28.917	25.653	1:22.090	184	7	28.365	29.470	36.371	1:34.206	182
8	27.249	28.856	25.739	1:21.844	187	8	29.044	29.506	26.426	1:24.976	175
9	27.449	28.780	25.624	1:21.853	186	9	28.309	29.564	25.932	1:23.805	180
10	27.250	28.920	26.044	1:22.214	185	10	28.296	29.359	26.118	1:23.773	176
11	27.512	28.964	26.516	1:22.992	184	11	28.060	29.218	26.169	1:23.447	181
96 Jeff WATTERS (VIC) (14th)											
1	35.578	29.773	25.751	1:31.102	182						
2	27.851	28.981	25.764	1:22.596	185						

The results are provisional until the end of the time limit for protests and appeals.

Chief Timekeeper - Scott Laing

Clerk of Course - Ian Mayberry



www.computime.com.au
COMPUTIME RACE TIMING SYSTEMS PTY LTD





Round 2 : April 28 - 30
Queensland Raceway

ASBK.COM.AU

BATTERY WORLD AUSSIE RACING CARS

Race 1

Date: 29/04/23
 Event: R01
 Weather: High cloud - Temp.: 24.0C
 Track: Dry - Temp: 32.4C

Started at: 11:45:19
 Laps: 11
 Starters: 31
 Posted at: 12:13

FASTEST LAPS SEQUENCE

Lap	Race Pos	No	Name	Machine	Fastest Lap	On Lap
1	1	16	Joel HEINRICH (SA)	Mustang	1:25.846	1
2	1	41	Kody GARLAND (NSW)	Mustang	1:21.396	2
3	6	24	Rylan GRAY (QLD)	Camaro	1:21.289	3
4	1	16	Joel HEINRICH (SA)	Mustang	1:21.279	4
4	7	57	Brandon MADDEN (QLD)	Camaro	1:21.095	4
5	1	16	Joel HEINRICH (SA)	Mustang	1:20.870	5
6	1	16	Joel HEINRICH (SA)	Mustang	1:20.786	6

The results are provisional until the end of the time limit for protests and appeals.

Scott Laing

Chief Timekeeper - Scott Laing

Clerk of Course - Ian Mayberry



www.computime.com.au
COMPUTIME RACE TIMING SYSTEMS PTY LTD





**Round 2 : April 28 - 30
Queensland Raceway**

ASBK.COM.AU f t i y

BATTERY WORLD AUSSIE RACING CARS

Race 1

Started at: 11:45:19

Laps: 11

Starters: 31

Posted at: 12:13

Date: 29/04/23
Event: R01
Weather: High cloud - Temp.: 24.0C
Track: Dry - Temp: 32.4C

LAP SHEET

No	Lap Time	Gap	No	Lap Time	Gap	No	Lap Time	Gap	No	Lap Time	Gap	No	Lap Time	Gap			
Lap 1			24	1:22.447	3.507	14	1:22.760	8.607	33	1:24.835	18.396	34	1:27.223	40.537	Lap 6		
16	1:25.846		117	1:22.085	3.900	82	1:22.667	8.993	187	1:24.487	18.921	87	1:25.776	19.446	16	1:20.786	
41	1:26.571	.725	25	1:23.156	3.923	23	1:23.089	10.083	87	1:25.776	19.446	88	1:24.912	20.140	41	1:21.108	.661
1	1:26.847	1.001	28	1:22.771	4.115	19	1:22.728	10.506	3	1:24.385	20.894	7	1:25.114	21.777	1	1:21.210	1.097
21	1:27.303	1.457	95	1:22.271	4.230	17	1:23.470	10.839	4	1:23.364	23.530	21	1:22.486	6.202	57	1:22.395	6.458
47	1:27.838	1.992	57	1:22.180	4.248	27	1:23.337	11.368	48	1:28.012	33.514	7	1:25.114	21.777	24	1:21.501	6.869
18	1:28.181	2.335	91	1:22.277	4.825	52	1:23.815	11.609	34	1:27.943	34.184	4	1:23.364	23.530	47	1:21.990	6.882
25	1:28.734	2.888	96	1:22.596	5.731	78	1:24.435	12.992	Lap 5			28	1:21.516	7.164			
24	1:29.027	3.181	14	1:23.355	7.334	33	1:24.585	15.041	16	1:20.870		117	1:23.322	10.013			
28	1:29.311	3.465	82	1:23.857	7.813	87	1:24.209	15.150	41	1:20.941	.339	95	1:22.766	10.120			
117	1:29.782	3.936	23	1:24.058	8.481	187	1:24.375	15.914	1	1:21.038	.673	96	1:23.344	12.215			
95	1:29.926	4.080	17	1:24.698	8.856	88	1:24.676	16.708	21	1:21.904	4.502	91	1:26.099	12.394			
57	1:30.035	4.189	19	1:24.099	9.265	3	1:24.796	17.989	57	1:21.513	4.849	14	1:22.827	13.378			
91	1:30.515	4.669	52	1:24.369	9.281	7	1:25.884	18.143	47	1:21.889	5.678	82	1:22.681	13.534			
96	1:31.102	5.256	27	1:24.860	9.518	4	1:23.220	21.646	24	1:22.878	6.154	23	1:22.690	16.237			
82	1:31.923	6.077	78	1:23.830	10.044	48	1:27.782	26.982	28	1:21.898	6.434	19	1:23.320	16.386			
14	1:31.946	6.100	33	1:24.636	11.943	34	1:28.607	27.721	91	1:21.641	7.081	52	1:23.157	17.077			
17	1:32.125	6.279	87	1:25.377	12.428	Lap 4			25	1:23.046	7.249	27	1:23.561	18.178			
23	1:32.390	6.544	187	1:25.523	13.026	16	1:21.279		117	1:21.880	7.477	17	1:23.110	18.715			
27	1:32.625	6.779	88	1:25.834	13.519	41	1:21.748	.268	95	1:22.121	8.140	78	1:23.395	20.077			
52	1:32.879	7.033	7	1:25.913	13.746	1	1:21.538	.505	96	1:22.681	9.657	18	1:30.986	20.230			
19	1:33.133	7.287	3	1:23.684	14.680	21	1:21.839	3.468	18	1:27.158	10.030	25	1:37.489	23.952			
78	1:34.181	8.335	4	1:33.136	19.913	18	1:22.365	3.742	14	1:22.689	11.337	33	1:24.393	25.458			
4	1:34.744	8.898	34	1:28.447	20.601	24	1:22.317	4.146	82	1:22.528	11.639	187	1:23.844	25.676			
87	1:35.018	9.172	48	1:27.622	20.687	57	1:21.095	4.206	19	1:23.014	13.852	87	1:25.319	27.451			
33	1:35.274	9.428	Lap 3			47	1:22.207	4.659	23	1:23.223	14.333	3	1:24.581	28.217			
187	1:35.470	9.624	41	1:21.487		25	1:21.635	5.073	52	1:22.530	14.706	4	1:23.252	28.478			
88	1:35.652	9.806	16	1:21.505	.201	28	1:21.526	5.406	27	1:22.946	15.403	88	1:25.937	29.414			
7	1:35.800	9.954	1	1:21.414	.447	91	1:22.031	6.310	17	1:23.684	16.391	7	1:24.995	29.845			
3	1:38.963	13.117	18	1:21.843	2.857	117	1:21.809	6.467	78	1:23.273	17.468	48	1:27.480	46.955			
34	1:40.121	14.275	21	1:21.872	3.109	95	1:22.053	6.889	33	1:24.325	21.851	34	1:27.921	47.672			
48	1:41.032	15.186	24	1:21.289	3.309	96	1:22.502	7.846	187	1:24.567	22.618	Lap 7					
Lap 2			47	1:22.485	3.932	14	1:22.391	9.518	87	1:24.342	22.918	16	1:20.840				
41	1:21.396		57	1:21.830	4.591	82	1:22.468	9.981	88	1:24.993	24.263	41	1:22.189	2.010			
16	1:22.304	.183	25	1:22.482	4.918	19	1:22.682	11.708	3	1:24.398	24.422	1	1:21.899	2.156			
1	1:21.640	.520	28	1:22.732	5.360	23	1:23.377	11.980	7	1:24.729	25.636	57	1:22.301	7.919			
18	1:22.287	2.501	91	1:22.421	5.759	52	1:22.917	13.046	4	1:23.352	26.012	21	1:22.894	8.256			
21	1:23.388	2.724	117	1:23.725	6.138	27	1:23.439	13.327	48	1:27.617	40.261						
47	1:23.063	2.934	95	1:23.573	6.316	17	1:24.218	13.577									
			96	1:22.580	6.824	78	1:23.553	15.065									

Scott Laing
Chief Timekeeper - Scott Laing

Clerk of Course - Ian Mayberry



www.computime.com.au
COMPUTIME RACE TIMING SYSTEMS PTY LTD





**Round 2 : April 28 - 30
Queensland Raceway**

ASBK.COM.AU f t i y

BATTERY WORLD AUSSIE RACING CARS

Race 1

Started at: 11:45:19

Laps: 11

Starters: 31

Posted at: 12:13

Date: 29/04/23
Event: R01
Weather: High cloud - Temp.: 24.0C
Track: Dry - Temp: 32.4C

LAP SHEET

No	Lap Time	Gap	No	Lap Time	Gap	No	Lap Time	Gap	No	Lap Time	Gap
24	1:22.290	8.319	96	1:24.344	17.734	4	1:23.722	35.919	48	1:27.002	1:11.523
47	1:22.539	8.581	23	1:22.875	19.691	87	1:23.768	36.496	34	1:28.288	1:17.386
28	1:22.510	8.834	19	1:22.861	20.233	3	1:24.720	38.462	Lap 11		
117	1:21.764	10.937	52	1:22.738	20.490	33	1:25.260	38.602			
95	1:22.090	11.370	17	1:22.937	22.857	7	1:24.224	40.441	16	1:21.749	
91	1:22.473	14.027	27	1:23.353	23.566	88	1:25.400	41.339	1	1:22.000	4.534
96	1:23.056	14.431	78	1:23.645	25.772	187	1:23.805	45.429	41	1:21.964	4.631
14	1:23.012	15.550	25	1:22.220	26.678	18	1:30.356	48.370	57	1:21.623	8.207
82	1:23.078	15.772	4	1:23.478	33.550	48	1:26.976	1:05.806	24	1:21.464	8.435
23	1:22.460	17.857	87	1:24.324	34.081	34	1:28.183	1:10.383	21	1:21.578	8.939
19	1:22.867	18.413	33	1:25.730	34.695	Lap 10			28	1:21.646	12.451
52	1:22.556	18.793	3	1:24.316	35.095				47	1:21.577	13.010
17	1:23.086	20.961	88	1:24.622	37.292	16	1:21.285		117	1:21.967	13.553
27	1:23.916	21.254	7	1:24.735	37.570	1	1:21.721	4.283	95	1:22.992	14.845
78	1:23.931	23.168	18	1:31.507	39.367	41	1:21.567	4.416	91	1:22.235	18.406
25	1:22.387	25.499	187	1:24.976	42.977	57	1:21.494	8.333	14	1:22.501	20.510
18	1:29.511	28.901	48	1:27.533	1:00.183	24	1:21.383	8.720	82	1:22.550	20.875
33	1:25.388	30.006	34	1:29.398	1:03.553	21	1:21.383	9.110	96	1:22.215	21.258
87	1:24.187	30.798	Lap 9			28	1:22.904	12.554	23	1:22.533	22.708
4	1:23.475	31.113				47	1:23.582	13.182	52	1:23.057	24.415
3	1:24.443	31.820	16	1:21.353		117	1:22.432	13.335	19	1:23.460	24.828
88	1:25.137	33.711	1	1:22.176	3.847	95	1:22.214	13.602	25	1:22.355	28.805
7	1:24.871	33.876	41	1:22.656	4.134	91	1:22.330	17.920	17	1:24.138	30.605
187	1:34.206	39.042	57	1:21.345	8.124	14	1:22.452	19.758	27	1:24.494	31.189
48	1:27.576	53.691	24	1:21.194	8.622	82	1:22.327	20.074	78	1:23.966	33.466
34	1:28.364	55.196	21	1:21.344	9.012	96	1:22.723	20.792	87	1:24.370	41.938
Lap 8			47	1:22.364	10.885	23	1:22.308	21.924	4	1:24.707	42.101
			28	1:22.056	10.935	52	1:22.569	23.107	3	1:24.703	45.435
16	1:21.041		117	1:21.814	12.188	19	1:22.814	23.117	7	1:25.076	46.635
41	1:21.862	2.831	95	1:21.853	12.673	25	1:22.118	28.199	33	1:25.585	46.983
1	1:21.909	3.024	91	1:22.774	16.875	17	1:24.217	28.216	88	1:25.013	47.223
57	1:21.254	8.132	14	1:22.724	18.591	27	1:24.202	28.444	187	1:23.447	49.615
24	1:21.503	8.781	82	1:22.889	19.032	78	1:24.357	31.249	18	1:31.110	1:06.797
21	1:21.806	9.021	96	1:22.973	19.354	4	1:24.509	39.143	48	1:26.536	1:16.310
47	1:22.334	9.874	23	1:22.563	20.901	87	1:24.106	39.317	34	1:28.999	1:24.636
28	1:22.439	10.232	19	1:22.708	21.588	3	1:25.304	42.481			
117	1:21.831	11.727	52	1:22.686	21.823	33	1:25.830	43.147			
95	1:21.844	12.173	17	1:23.780	25.284	7	1:24.152	43.308			
91	1:22.468	15.454	27	1:23.314	25.527	88	1:23.905	43.959			
14	1:22.711	17.220	25	1:22.041	27.366	187	1:23.773	47.917			
82	1:22.765	17.496	78	1:23.758	28.177	18	1:30.351	57.436			

The results are provisional until the end of the time limit for protests and appeals.

Scott Laing
Chief Timekeeper - Scott Laing

.....
Clerk of Course - Ian Mayberry



www.computime.com.au
COMPUTIME RACE TIMING SYSTEMS PTY LTD





Round 2 : April 28 - 30 Queensland Raceway

ASBK.COM.AU f t i y

BATTERY WORLD AUSSIE RACING CARS

Race 1

Date: 29/04/23
Event: R01
Weather: High cloud - Temp.: 24.0C
Track: Dry - Temp: 32.4C

Started at: 11:45:19
Laps: 11
Starters: 31
Posted at: 12:13

LAP CHART

Name	Grid	1	2	3	4	5	6	7	8	9	10	11	Name
J. HEINRICH	10	10	11	11	10	10	10	10	10	10	10	10	J. HEINRICH
J. ANDERSON	1	41	16	16	41	41	41	41	41	1	1	1	J. ANDERSON
K. GARLAND	41	1	1	1	1	1	1	1	1	41	41	41	K. GARLAND
C. BREWCZYNSKI	18	21	18	18	21	21	21	57	57	57	57	57	B. MADDEN
K. QUINN	28	47	21	21	18	57	57	21	24	24	24	24	R. GRAY
K. ENSBEY	21	18	47	24	24	47	24	24	21	21	21	21	K. ENSBEY
L. BLOXSOM	47	25	24	47	57	24	47	47	47	47	28	28	K. QUINN
R. GRAY	24	24	117	57	47	28	28	28	28	28	47	47	L. BLOXSOM
R. CHAPMAN	25	28	25	25	25	91	117	117	117	117	117	117	L. WARD
J. WARD	13	117	28	28	28	25	95	95	95	95	95	95	N. WILLIAMS
B. MADDEN	57	95	95	91	91	117	96	91	91	91	91	91	A. DIMAURO
N. WILLIAMS	95	57	57	117	117	95	91	96	14	14	14	14	M. GOODING
A. DIMAURO	91	91	91	95	95	96	14	14	82	82	82	82	C. McKAY
L. WARD	117	96	96	96	96	18	82	82	96	96	96	96	J. WATTERS
M. GOODING	14	82	14	14	14	14	23	23	23	23	23	23	S. DORNAN
J. WATTERS	96	14	82	82	82	82	19	19	19	19	52	52	C. POYNTING
C. McKAY	82	17	23	23	19	19	52	52	52	52	19	19	S. PHILLIPS
D. BUTLER	17	23	17	19	23	23	27	17	17	17	25	25	R. CHAPMAN
S. DORNAN	23	27	19	17	52	52	17	27	27	27	17	17	D. BUTLER
C. POYNTING	52	52	52	27	27	27	78	78	78	25	27	27	N. LOCKE
N. LOCKE	27	19	27	52	17	17	18	25	25	78	78	78	G. THOMPSON
S. PHILLIPS	19	78	78	78	78	78	25	18	4	4	4	87	L. CORISH
A. CORISH	187	4	33	33	33	33	33	33	87	87	87	4	B. TUCKER
G. THOMPSON	78	87	87	87	187	187	187	87	33	3	3	3	S. JAKIC
B. TUCKER	4	33	187	187	87	87	87	4	3	33	33	7	A. LORGELLY
L. CORISH	87	187	88	88	88	88	3	3	88	7	7	33	A. BASILE
A. LORGELLY	7	88	7	3	3	3	4	88	7	88	88	88	M. BARTSCH
M. BARTSCH	88	7	3	7	7	7	88	7	18	187	187	187	A. CORISH
A. BASILE	33	3	4	4	4	4	7	187	187	18	18	18	C. BREWCZYNSKI
S. JAKIC	3	34	34	48	48	48	48	48	48	48	48	48	K. BENSLEY
I. CHIVAS	6	48	48	34	34	34	34	34	34	34	34	34	T. O'BRIEN
K. BENSLEY	48												
T. O'BRIEN	34												

The results are provisional until the end of the time limit for protests and appeals.

Scott Laing
Chief Timekeeper - Scott Laing

Clerk of Course - Ian Mayberry



www.computime.com.au
COMPUTIME RACE TIMING SYSTEMS PTY LTD





Round 2 : April 28 - 30 Queensland Raceway

ASBK.COM.AU f t i y

BATTERY WORLD AUSSIE RACING CARS

Date: 29/04/23
Event: R01
Weather: High cloud - Temp.: 24.0C
Track: Dry - Temp: 32.4C

Race 1

Started at: 11:45:19
Laps: 11
Starters: 31
Posted at: 12:13

BEST PARTIAL TIMES

Pos	Split 1		Split 2		Split 3		LAP		
	Name	Time	Name	Time	Name	Time	Name	Ideal	Fastest
1	B. MADDEN	27.043	J. HEINRICH	28.362	J. ANDERSON	25.180	J. ANDERSON	1:20.677	1:21.038
2	K. QUINN	27.057	K. GARLAND	28.397	J. HEINRICH	25.204	J. HEINRICH	1:20.779	1:20.786
3	J. ANDERSON	27.069	J. ANDERSON	28.428	B. MADDEN	25.233	B. MADDEN	1:20.806	1:21.095
4	L. BLOXSOM	27.094	K. ENSBEY	28.443	R. GRAY	25.290	K. GARLAND	1:20.941	1:20.941
5	N. WILLIAMS	27.115	L. WARD	28.482	K. GARLAND	25.306	R. GRAY	1:21.000	1:21.194
6	R. GRAY	27.158	B. MADDEN	28.530	K. ENSBEY	25.346	K. ENSBEY	1:21.116	1:21.344
7	A. DIMAURO	27.160	R. GRAY	28.552	C. BREWCZYNSKI	25.424	K. QUINN	1:21.239	1:21.516
8	J. HEINRICH	27.213	A. DIMAURO	28.587	R. CHAPMAN	25.429	A. DIMAURO	1:21.276	1:21.641
9	K. GARLAND	27.238	R. CHAPMAN	28.634	K. QUINN	25.456	L. BLOXSOM	1:21.361	1:21.577
10	L. WARD	27.314	S. DORNAN	28.688	L. BLOXSOM	25.502	L. WARD	1:21.381	1:21.764
11	K. ENSBEY	27.327	C. McKAY	28.713	A. DIMAURO	25.529	R. CHAPMAN	1:21.434	1:21.635
12	C. BREWCZYNSKI	27.351	K. QUINN	28.726	L. WARD	25.585	N. WILLIAMS	1:21.519	1:21.844
13	R. CHAPMAN	27.371	J. WATTERS	28.731	N. WILLIAMS	25.624	C. BREWCZY	1:21.580	1:21.843
14	M. GOODING	27.523	M. GOODING	28.742	S. DORNAN	25.671	M. GOODING	1:21.960	1:22.391
15	L. CORISH	27.673	L. BLOXSOM	28.765	N. LOCKE	25.673	S. DORNAN	1:22.084	1:22.308
16	J. WATTERS	27.677	S. PHILLIPS	28.773	C. POYNTING	25.691	J. WATTERS	1:22.150	1:22.215
17	S. PHILLIPS	27.682	N. WILLIAMS	28.780	M. GOODING	25.695	C. McKAY	1:22.197	1:22.327
18	C. POYNTING	27.692	C. BREWCZYNSKI	28.805	B. TUCKER	25.725	S. PHILLIPS	1:22.287	1:22.682
19	C. McKAY	27.713	C. POYNTING	28.921	J. WATTERS	25.742	C. POYNTING	1:22.304	1:22.530
20	S. DORNAN	27.725	N. LOCKE	28.932	L. CORISH	25.755	N. LOCKE	1:22.628	1:22.946
21	N. LOCKE	28.023	D. BUTLER	28.950	C. McKAY	25.771	D. BUTLER	1:22.899	1:22.937
22	A. CORISH	28.060	G. THOMPSON	29.088	D. BUTLER	25.778	G. THOMPSON	1:22.947	1:23.273
23	G. THOMPSON	28.074	B. TUCKER	29.118	G. THOMPSON	25.785	B. TUCKER	1:22.968	1:23.220
24	M. BARTSCH	28.089	S. JAKIC	29.211	S. PHILLIPS	25.832	L. CORISH	1:23.136	1:23.768
25	B. TUCKER	28.125	A. CORISH	29.218	A. CORISH	25.932	A. CORISH	1:23.210	1:23.447
26	D. BUTLER	28.171	A. LORGELLY	29.358	S. JAKIC	26.089	S. JAKIC	1:23.551	1:23.684
27	S. JAKIC	28.251	A. BASILE	29.385	A. BASILE	26.136	M. BARTSCH	1:23.853	1:23.905
28	A. LORGELLY	28.342	M. BARTSCH	29.483	A. LORGELLY	26.169	A. LORGELLY	1:23.869	1:24.152
29	A. BASILE	28.420	L. CORISH	29.708	M. BARTSCH	26.281	A. BASILE	1:23.941	1:24.325
30	K. BENSLEY	29.530	K. BENSLEY	29.956	K. BENSLEY	26.858	K. BENSLEY	1:26.344	1:26.536
31	T. O'BRIEN	29.611	T. O'BRIEN	30.493	T. O'BRIEN	27.119	T. O'BRIEN	1:27.223	1:27.223

The results are provisional until the end of the time limit for protests and appeals.

Scott Laing
Chief Timekeeper - Scott Laing

Clerk of Course - Ian Mayberry



www.computime.com.au
COMPUTIME RACE TIMING SYSTEMS PTY LTD





Round 2 : April 28 - 30
Queensland Raceway
BATTERY WORLD AUSSIE RACING CARS

Date: 29/04/23
Event: R01
Weather: High cloud - Temp.: 24.0C
Track: Dry - Temp: 32.4C

RACE 2 (Event 5)





Started at: 11:45:19
Laps: 11
Starters: 31
Posted at: 12:13

GRID SHEET



	2 1 J. ANDERSON 15:03.392		1 16 J. HEINRICH 14:58.858	1
4 57 B. MADDEN 15:07.065		3 41 K. GARLAND 15:03.489		2
	6 21 K. ENSBEY 15:07.797		5 24 R. GRAY 15:07.293	3
8 47 L. BLOXSOM 15:11.868		7 28 K. QUINN 15:11.309		4
	10 95 N. WILLIAMS 15:13.703		9 117 L. WARD 15:12.411	5
12 14 M. GOODING 15:19.368		11 91 A. DIMAURO 15:17.264		6
	14 96 J. WATTERS 15:20.116		13 82 C. MCKAY 15:19.733	7
16 52 C. POYNTING 15:23.273		15 23 S. DORNAN 15:21.566		8
	18 25 R. CHAPMAN 15:27.663		17 19 S. PHILLIPS 15:23.686	9
20 27 N. LOCKE 15:30.047		19 17 D. BUTLER 15:29.463		10
	22 87 L. CORISH 15:40.796		21 78 G. THOMPSON 15:32.324	11
24 3 S. JAKIC 15:44.293		23 4 B. TUCKER 15:40.959		12
	26 33 A. BASILE 15:45.841		25 7 A. LORGELLY 15:45.493	13
28 187 A. CORISH 15:48.473		27 88 M. BARTSCH 15:46.081		14



ASBK.COM.AU    

Round 2 : April 28 - 30 Queensland Raceway

BATTERY WORLD AUSSIE RACING CARS

RACE 2 (Event 5)

Date: 29/04/23
Event: R01
Weather: High cloud - Temp.: 24.0C
Track: Dry - Temp: 32.4C

Started at: 11:45:19
Laps: 11
Starters: 31
Posted at: 12:13

GRID SHEET

	30		29	
	48 K. BENSLEY 16:15.168		18 C. BREWCZYNSKI 16:05.655	15
		31		
		34 T. O'BRIEN 16:23.494		16
	32			
13 J. WARD 5.902				
			33	
			6 I. CHIVAS	17



Round 2 : April 28 - 30
Queensland Raceway
BATTERY WORLD
AUSSIE RACING CARS
PROGRESSIVE ROUND POINTS

BATTERY WORLD AUSSIE RACING CARS

Pos	No	Name	Rnd 2 Race 1	Total
1	16	Joel HEINRICH	51	51
2	1	Joshua ANDERSON	50	50
3	41	Kody GARLAND	49	49
4	57	Brandon MADDEN	48	48
5	24	Rylan GRAY	47	47
6	21	Kyle ENSBEY	46	46
7	28	Kent QUINN	45	45
8	47	Lachlan BLOXSOM	44	44
9	117	Lachlan WARD	43	43
10	95	Nathan WILLIAMS	42	42
11	91	Anthony DI MAURO	41	41
12	14	Matt GOODING	40	40
13	82	Cody MCKAY	39	39
14	96	Jeff WATTERS	38	38
15	23	Scott DORNAN	37	37
16	52	Charlotte POYNTING	36	36
17	19	Sheridan PHILLIPS	35	35
18	25	Reece CHAPMAN	34	34
19	17	Denis BUTLER	33	33
20	27	Nathan LOCKE	32	32
21	78	Grant THOMPSON	31	31
22	87	Leslie CORISH	30	30
23	4	Brendon TUCKER	29	29
24	3	Steve JAKIC	28	28
25	7	Andrew LORGELLY	27	27
26	33	Antonio BASILE	26	26
27	88	Michael BARTSCH	25	25
28	187	Andrew CORISH	24	24
29	18	Cody BREWCZYNSKI	23	23
30	48	Keith BENSLEY	22	22
31	34	Todd O'BRIEN	21	21
32	13	James WARD	20	20

BATTERY WORLD AUSSIE RACING CARS - GOLD CUP

Pos	No	Name	Rnd 2 Race 1	Total
1	14	Matt GOODING	51	51
2	96	Jeff WATTERS	50	50
3	23	Scott DORNAN	49	49
4	17	Denis BUTLER	48	48
5	87	Leslie CORISH	47	47
6	4	Brendon TUCKER	46	46
7	34	Todd O'BRIEN	45	45

.....
 Chief Timekeeper - Scott Laing

.....
 Clerk of Course - Ian Mayberry



www.computime.com.au
COMPUTIME RACE TIMING SYSTEMS PTY LTD





Round 2 : April 28 - 30
Queensland Raceway
BATTERY WORLD AUSSIE RACING CARS
PROGRESSIVE ROUND POINTS

BATTERY WORLD AUSSIE RACING CARS - GOLD CUP

Pos	No	Name	Rnd 2 Race 1	Total
8	13	James WARD	44	44

BATTERY WORLD AUSSIE RACING CARS - MASTERS

Pos	No	Name	Rnd 2 Race 1	Total
1	28	Kent QUINN	51	51
2	78	Grant THOMPSON	50	50
3	7	Andrew LORGELLY	49	49
4	33	Antonio BASILE	48	48
5	88	Michael BARTSCH	47	47
6	48	Keith BENSLEY	46	46

BATTERY WORLD AUSSIE RACING CARS - ROOKIES

Pos	No	Name	Rnd 2 Race 1	Total
1	57	Brandon MADDEN	51	51
2	24	Rylan GRAY	50	50
3	117	Lachlan WARD	49	49
4	95	Nathan WILLIAMS	48	48
5	23	Scott DORNAN	47	47
6	27	Nathan LOCKE	46	46
7	87	Leslie CORISH	45	45
8	3	Steve JAKIC	44	44
9	33	Antonio BASILE	43	43
10	88	Michael BARTSCH	42	42
11	187	Andrew CORISH	41	41
12	18	Cody BREWCZYNSKI	40	40
13	48	Keith BENSLEY	39	39
14	34	Todd O'BRIEN	38	38
15	13	James WARD	37	37

Scott Laing
 Chief Timekeeper - Scott Laing

.....
 Clerk of Course - Ian Mayberry





ASBK.COM.AU f t i y

Round 2 : April 28 - 30
Queensland Raceway
BATTERY WORLD AUSSIE RACING CARS

Race 1

Date: 29/04/23
Event: R01
Weather: High cloud - Temp.: 24.0C
Track: Dry - Temp: 32.4C

Started at: 11:45:19
Laps: 11
Starters: 31
Posted at: 12:13

RACE INFORMATION

Time	Description
11:40:26	PIT EXIT OPEN
11:40:41	WARM UP LAP STARTED
11:45:19	Event Start
11:46:38	Car 6 (Ian CHIVAS) DID NOT START - MECHANICAL Car 13 (James WARD) STOPPED TURN 2 - MECHANICAL
12:00:18	Chequered Flag
12:02:26	Event Finish

The results are provisional until the end of the time limit for protests and appeals.

Scott Laing
.....
Chief Timekeeper - Scott Laing

.....
Clerk of Course - Ian Mayberry



www.computime.com.au
COMPUTIME RACE TIMING SYSTEMS PTY LTD

